

⊕ Feature

- High current , low DCR , high efficiency.
- Magnetically Shielded Structure.
- Low profile construction and miniature size.

⊕ Applications

- DC to DC converters.
- Power line filtering.
- DVC/DSC/PDA, LCD display.

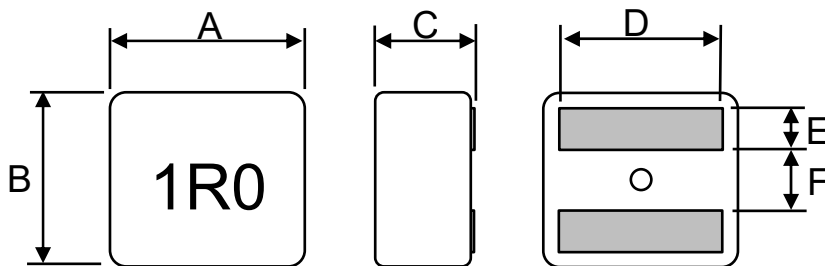
⊕ Product Identification :



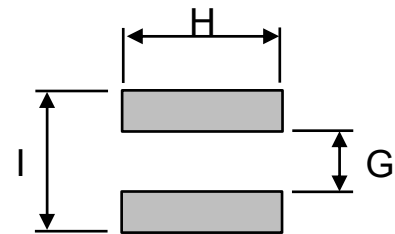
Series name	Dimensions(LxWxH)		Internal code
MFPL	0420	4.1*4.1*1.9mm	AH=Alloy
	0530	5.5*5.3*2.9mm	AT=Carbonyl Iron Particle

Inductance		Tolerance	
R13	13 nH	M	20%
R68	68 nH	N	30%

⊕ Shapes And Dimensions



⊕ Recommended PCB Pattern



Part No.	Dimensions(mm)								
	A	B	C	D	E	F	G	H	I
MFPL0420AH	4.10±0.2	4.10±0.2	1.90±0.2	3.40±0.3	0.88±0.3	1.60±0.3	1.40 Ref	3.80 Ref	3.40 Ref
MFPL0430AH	4.10±0.3	4.10±0.3	2.80±0.3	3.40±0.3	0.88±0.3	1.60±0.3	1.40 Ref	3.80 Ref	3.40 Ref
MFPL0520AH	5.50±0.2	5.30±0.2	1.90±0.2	4.30±0.3	1.10±0.3	2.30±0.3	2.00 Ref	4.70 Ref	4.50 Ref
MFPL0530AH	5.50±0.2	5.30±0.2	2.90±0.2	4.30±0.3	1.10±0.3	2.30±0.3	2.00 Ref	4.70 Ref	4.50 Ref
MFPL0550AH	5.50±0.2	5.30±0.2	4.80±0.2	4.30±0.3	1.10±0.3	2.30±0.3	2.00 Ref	4.70 Ref	4.50 Ref
MFPL0630AH	6.60±0.2	6.40±0.2	2.80±0.3	5.10±0.5	1.40±0.3	2.60±0.3	2.50 Ref	5.60 Ref	5.60 Ref
MFPL0650AH	6.60±0.2	6.40±0.2	4.80±0.2	5.30±0.5	1.40±0.3	2.60±0.3	2.50 Ref	5.60 Ref	5.60 Ref
MFPL0660AH	6.60±0.2	6.40±0.2	5.80±0.2	5.30±0.3	1.40±0.3	2.60±0.3	2.50 Ref	5.60 Ref	5.60 Ref
MFPL0730AH	7.80±0.3	7.60±0.3	2.90±0.3	6.40±0.5	1.75±0.3	3.15±0.3	2.80 Ref	7.20 Ref	7.40 Ref
MFPL0770AH	7.80±0.3	7.60±0.3	6.70±0.3	6.60±0.5	1.75±0.3	3.15±0.3	2.80 Ref	7.20 Ref	7.40 Ref
MFPL1010AH	11.90±0.3	11.00±0.3	9.70±0.3	9.00±0.5	2.40±0.3	4.20±0.5	3.70 Ref	11.00 Ref	10.50 Ref
MFPL1580AH	16.50±0.3	15.50±0.3	7.70±0.3	13.20±0.5	3.20±0.3	7.40±0.5	6.00 Ref	15.00 Ref	15.00 Ref
MFPL1510AH	16.50±0.3	15.50±0.3	9.70±0.3	13.20±0.5	3.20±0.3	7.40±0.5	6.00 Ref	15.00 Ref	15.00 Ref
MFPL1513AH	16.50±0.3	15.50±0.3	12.70±0.3	13.20±0.5	3.20±0.3	7.40±0.5	6.00 Ref	15.00 Ref	15.00 Ref

⊕ Equivalent Circuit Schematic :



⊕ Material List :

No.	Location	Material
1	Core	Alloy Powder or Equivalent
2	Wire	Flat Enamelled copper wire
3	Solder	Sn99.3 Cu0.7
4	Ink	Black

1. Operating temperature -40°C ~ +125°C

2. Storage conditions -40°C ~ +125°C

3. Befor Unpacking Storage environment : 0°C~+40°C ; RH10%~70%

⊕ Electrical Characteristics :

Part No.	Inductance (μ H)	Isat (A)		Irms (A)		DCR (m Ω)		Test Frequency
		Max	Typ	Max	Typ	Max	Typ	
MFPL0420AH-R10M	0.1 \pm 20%	31	33	17	18	2.4	2.3	100KHz/0.1V
MFPL0420AH-R22M	0.22 \pm 20%	17.8	18.8	15.8	16.8	4.6	4.2	100KHz/0.1V
MFPL0420AH-R36M	0.36 \pm 20%	14	15	13.5	14.5	6.3	5.7	100KHz/0.1V
MFPL0420AH-R40M	0.4 \pm 20%	12.5	13.5	13	14	7.7	7.1	100KHz/0.1V
MFPL0420AH-R47M	0.47 \pm 20%	12	13	11.5	12.5	8.5	7.8	100KHz/0.1V
MFPL0420AH-R56M	0.56 \pm 20%	11.6	12.6	11	12	9.3	8.5	100KHz/0.1V
MFPL0420AH-R60M	0.6 \pm 20%	11.3	12.3	10.7	11.7	9.5	8.8	100KHz/0.1V
MFPL0420AH-R68M	0.68 \pm 20%	11.3	12.3	10	11	11	10.2	100KHz/0.1V
MFPL0420AH-R72M	0.72 \pm 20%	9.6	10.6	9.5	10.5	11.6	10.6	100KHz/0.1V
MFPL0420AH-1R0M	1 \pm 20%	9	9.5	9	9.5	14.6	13.5	100KHz/0.1V
MFPL0420AH-1R2M	1.2 \pm 20%	8.5	9	8.5	9	17.9	16.4	100KHz/0.1V
MFPL0420AH-1R5M	1.5 \pm 20%	7.1	7.6	7.1	7.6	23.5	21.2	100KHz/0.1V
MFPL0420AH-1R8M	1.8 \pm 20%	6.5	7	6.5	7	28	25.3	100KHz/0.1V
MFPL0420AH-2R2M	2.2 \pm 20%	5.1	5.6	5.1	5.6	38.7	34.8	100KHz/0.1V
MFPL0420AH-3R3M	3.3 \pm 20%	2.4	2.9	4.7	5.2	38.3	34.8	100KHz/0.1V
MFPL0420AH-4R7M	4.7 \pm 20%	2.2	2.7	4.5	5	57.4	52.2	100KHz/0.1V

⊕ Electrical Characteristics :

Part No.	Inductance (μ H)	Isat (A)		Irms (A)		DCR (m Ω)		Test Frequency
		Max	Typ	Max	Typ	Max	Typ	
MFPL0430AH-R75M	0.75 \pm 20%	9.5	10	9.5	10	10.8	8.7	100KHz/0.1V
MFPL0430AH-1R0M	1 \pm 20%	9.5	10	9.5	10	12.8	9.7	100KHz/0.1V
MFPL0430AH-2R2M	2.2 \pm 20%	6.5	7	6.7	7.2	20.8	16.7	100KHz/0.1V
MFPL0430AH-3R3M	3.3 \pm 20%	5	5.5	6.1	6.6	28.6	22.8	100KHz/0.1V
MFPL0430AH-4R7M	4.7 \pm 20%	4	4.5	4.6	5.1	44.1	39.8	100KHz/0.1V
MFPL0430AH-6R8M	6.8 \pm 20%	3.3	3.6	3.6	3.9	74.1	67.2	100KHz/0.1V

⊕ Electrical Characteristics :

Part No.	Inductance (μ H)	Isat (A)		Irms (A)		DCR (m Ω)		Test Frequency
		Max	Typ	Max	Typ	Max	Typ	
MFPL0520AH-R15M	0.15 \pm 20%	25	27	17.8	18.8	4.6	4.3	100KHz/0.1V
MFPL0520AH-R16M	0.16 \pm 20%	25	27	17.8	18.8	4.6	4.3	100KHz/0.1V
MFPL0520AH-R33M	0.33 \pm 20%	22	24	13.4	14.4	7	6.2	100KHz/0.1V
MFPL0520AH-R47M	0.47 \pm 20%	19	20	13.1	14.1	8.1	7.3	100KHz/0.1V
MFPL0520AH-R56M	0.56 \pm 20%	15	16	12.9	13.9	9.5	8.8	100KHz/0.1V
MFPL0520AH-R68M	0.68 \pm 20%	13	14	12.4	13.4	10.2	9.1	100KHz/0.1V
MFPL0520AH-R80M	0.8 \pm 20%	12.5	13.5	12	13	11.8	10.5	100KHz/0.1V
MFPL0520AH-R82M	0.82 \pm 20%	12	13	11	12	12.7	11.2	100KHz/0.1V
MFPL0520AH-1R0M	1 \pm 20%	12.3	12.8	10	10.5	13.8	12.3	100KHz/0.1V
MFPL0520AH-1R2M	1.2 \pm 20%	11.7	12.2	8.9	9.4	16.3	14.3	100KHz/0.1V
MFPL0520AH-1R5M	1.5 \pm 20%	11.2	11.7	8.3	8.8	18.7	16.5	100KHz/0.1V

⊕ Electrical Characteristics :

Part No.	Inductance (μ H)	Isat (A)		Irms (A)		DCR (m Ω)		Test Frequency
		Max	Typ	Max	Typ	Max	Typ	
MFPL0530AH-R15M	0.15 \pm 20%	30.5	32.5	20.2	22.2	2.4	2.2	100KHz/0.1V
MFPL0530AH-R16M	0.16 \pm 20%	30	32	20.2	22.2	2.4	2.2	100KHz/0.1V
MFPL0530AH-R33M	0.33 \pm 20%	24	26	18.2	19.2	3.6	3.3	100KHz/0.1V

⊕ Electrical Characteristics :

Part No.	Inductance (μ H)	Isat (A)		Irms (A)		DCR (m Ω)		Test Frequency
		Max	Typ	Max	Typ	Max	Typ	
MFPL0530AH-R47M	0.47 \pm 20%	22	24	17.4	18.4	4.2	3.8	100KHz/0.1V
MFPL0530AH-R56M	0.56 \pm 20%	19	20	16.7	17.7	4.6	4.2	100KHz/0.1V
MFPL0530AH-R60M	0.6 \pm 20%	19	20	16.7	17.7	4.6	4.2	100KHz/0.1V
MFPL0530AH-R80M	0.8 \pm 20%	17	18	12.1	13.1	5.7	5.2	100KHz/0.1V
MFPL0530AH-R82M	0.82 \pm 20%	16.6	17.6	11.9	12.9	5.8	5.4	100KHz/0.1V
MFPL0530AH-1R0M	1 \pm 20%	13.3	14.3	11.2	12.2	7.6	6.4	100KHz/0.1V
MFPL0530AH-1R2M	1.2 \pm 20%	12.5	13.5	10	11	9.7	8.9	100KHz/0.1V
MFPL0530AH-1R5M	1.5 \pm 20%	11.5	12.5	9.5	10.5	11.5	10.3	100KHz/0.1V
MFPL0530AH-1R8M	1.8 \pm 20%	10.3	11.3	9.5	10.1	12.9	11.7	100KHz/0.1V
MFPL0530AH-2R2M	2.2 \pm 20%	8.5	9	9.2	9.7	14.8	13.3	100KHz/0.1V
MFPL0530AH-3R3M	3.3 \pm 20%	8.2	8.7	7.6	8.1	23.5	21.3	100KHz/0.1V
MFPL0530AH-4R7M	4.7 \pm 20%	6.5	7	5.4	5.9	36.7	33.2	100KHz/0.1V

⊕ Electrical Characteristics :

Part No.	Inductance (μ H)	Isat (A)		Irms (A)		DCR (m Ω)		Test Frequency
		Max	Typ	Max	Typ	Max	Typ	
MFPL0550AH-5R6M	5.6 \pm 20%	6.7	7.2	6.7	7.2	24.2	21.8	100KHz/0.1V
MFPL0550AH-6R8M	6.8 \pm 20%	6.1	6.6	5.9	6.4	28.6	25.7	100KHz/0.1V
MFPL0550AH-8R2M	8.2 \pm 20%	5.6	6.1	5.6	6.1	32.5	30.3	100KHz/0.1V
MFPL0550AH-100M	10 \pm 20%	4.9	5.4	4.5	5	43	40	100KHz/0.1V

⊕ Electrical Characteristics :

Part No.	Inductance (μ H)	Isat (A)		Irms (A)		DCR (m Ω)		Test Frequency
		Max	Typ	Max	Typ	Max	Typ	
MFPL0630AH-R18M	0.18 \pm 20%	37	39	30	32	2	1.8	100KHz/0.1V
MFPL0630AH-R33M	0.33 \pm 20%	29	31	23	25	2.6	2.3	100KHz/0.1V
MFPL0630AH-R56M	0.56 \pm 20%	27	29	20	22	3.5	3.1	100KHz/0.1V
MFPL0630AH-R68M	0.68 \pm 20%	23	25	19	20	5.3	4.9	100KHz/0.1V
MFPL0630AH-1R0M	1 \pm 20%	21	23	17	18	6.3	5.7	100KHz/0.1V
MFPL0630AH-1R2M	1.2 \pm 20%	20	22	15	16	7.7	6.9	100KHz/0.1V
MFPL0630AH-1R5M	1.5 \pm 20%	19	20	14	15	9.4	8.5	100KHz/0.1V
MFPL0630AH-1R8M	1.8 \pm 20%	17.2	18.2	13	14	10.5	9.5	100KHz/0.1V
MFPL0630AH-2R2M	2.2 \pm 20%	14.9	15.9	9.5	10	12.6	11.3	100KHz/0.1V
MFPL0630AH-3R3M	3.3 \pm 20%	11.2	12.2	7.5	8	21.2	19	100KHz/0.1V
MFPL0630AH-4R5M	4.5 \pm 20%	9.5	10	6.5	7	25.7	23.3	100KHz/0.1V
MFPL0630AH-4R7M	4.7 \pm 20%	9	9.5	6.1	6.6	26	23.5	100KHz/0.1V

⊕ Electrical Characteristics :

Part No.	Inductance (μ H)	Isat (A)		Irms (A)		DCR (m Ω)		Test Frequency
		Max	Typ	Max	Typ	Max	Typ	
MFPL0650AH-R82M	0.82 \pm 20%	19	20	19	21	4.1	3.7	100KHz/0.1V
MFPL0650AH-1R0M	1 \pm 20%	17	18	19	20	4.5	4	100KHz/0.1V
MFPL0650AH-1R2M	1.2 \pm 20%	15	16	17	18	5.8	5.1	100KHz/0.1V
MFPL0650AH-1R5M	1.5 \pm 20%	13.5	14.5	16	17	6.3	5.5	100KHz/0.1V
MFPL0650AH-1R8M	1.8 \pm 20%	12.5	13.5	15	16	7.1	6.2	100KHz/0.1V
MFPL0650AH-2R2M	2.2 \pm 20%	11	12	12	13	8.5	7.4	100KHz/0.1V
MFPL0650AH-3R3M	3.3 \pm 20%	9.5	10	10	11	12.5	10.9	100KHz/0.1V
MFPL0650AH-4R3M	4.3 \pm 20%	8	8.5	8.5	9	16.2	14.1	100KHz/0.1V

⊕ Electrical Characteristics :

Part No.	Inductance (μH)	Isat (A)		Irms (A)		DCR (m Ω)		Test Frequency
		Max	Typ	Max	Typ	Max	Typ	
MFPL0650AH-4R7M	4.7 \pm 20%	7.5	8	8	8.5	18.4	16.1	100KHz/0.1V
MFPL0650AH-5R6M	5.6 \pm 20%	7.8	8.3	6.5	7	22	19.2	100KHz/0.1V
MFPL0650AH-6R8M	6.8 \pm 20%	6.5	7	6.1	6.6	25.4	22.1	100KHz/0.1V
MFPL0650AH-8R2M	8.2 \pm 20%	6.3	6.8	5.7	6.2	31.5	27.5	100KHz/0.1V

⊕ Electrical Characteristics :

Part No.	Inductance (μH)	Isat (A)		Irms (A)		DCR (m Ω)		Test Frequency
		Max	Typ	Max	Typ	Max	Typ	
MFPL0660AH-1R5M	1.5 \pm 20%	15	16	14	15	6.2	5.4	100KHz/0.1V
MFPL0660AH-4R7M	4.7 \pm 20%	9.5	10.5	10	11	14.4	12.6	100KHz/0.1V
MFPL0660AH-5R6M	5.6 \pm 20%	9.4	9.9	9	10	15.9	13.9	100KHz/0.1V
MFPL0660AH-6R8M	6.8 \pm 20%	8.7	9.2	8.5	9	20.8	18.1	100KHz/0.1V
MFPL0660AH-8R2M	8.2 \pm 20%	7.9	8.4	7.5	8	26.4	23.1	100KHz/0.1V
MFPL0660AH-100M	10 \pm 20%	7.1	7.6	6.5	7	29.8	26.2	100KHz/0.1V
MFPL0660AH-150M	15 \pm 20%	5.3	5.8	5.5	6	43.7	38.1	100KHz/0.1V
MFPL0660AH-220M	22 \pm 20%	5.1	5.6	4.5	5	60.1	52.8	100KHz/0.1V

⊕ Electrical Characteristics :

Part No.	Inductance (μH)	Isat (A)		Irms (A)		DCR (m Ω)		Test Frequency
		Max	Typ	Max	Typ	Max	Typ	
MFPL0730AH-1R0M	1 \pm 20%	26	28	19.8	21.8	5	4.4	100KHz/0.1V
MFPL0730AH-1R5M	1.5 \pm 20%	21.5	23.5	14.3	15.3	8.3	7.3	100KHz/0.1V
MFPL0730AH-2R2M	2.2 \pm 20%	16	17	12	13	13.7	11.9	100KHz/0.1V
MFPL0730AH-2R7M	2.7 \pm 20%	12.5	13.5	10.4	11.4	15.4	13.4	100KHz/0.1V
MFPL0730AH-3R3M	3.3 \pm 20%	12	13	9.5	10	18	15.7	100KHz/0.1V
MFPL0730AH-4R7M	4.7 \pm 20%	11.2	12.2	8.5	9	26.7	23.3	100KHz/0.1V
MFPL0730AH-5R6M	5.6 \pm 20%	10.5	11.5	6.8	7.3	33.2	28.9	100KHz/0.1V
MFPL0730AH-6R8M	6.8 \pm 20%	10	11	6.3	6.8	42.5	37.1	100KHz/0.1V
MFPL0730AH-8R2M	8.2 \pm 20%	8.5	9	5.4	5.9	48.7	42.4	100KHz/0.1V

⊕ Electrical Characteristics :

Part No.	Inductance (μH)	Isat (A)		Irms (A)		DCR (m Ω)		Test Frequency
		Max	Typ	Max	Typ	Max	Typ	
MFPL0770AH-2R2M	2.2 \pm 20%	18.6	19.6	16.8	17.8	6.33	5.5	100KHz/0.1V
MFPL0770AH-3R3M	3.3 \pm 20%	18.4	19.4	14.1	15.1	9.4	8.2	100KHz/0.1V
MFPL0770AH-4R7M	4.7 \pm 20%	14.2	15.2	12.6	13.6	14.2	12.4	100KHz/0.1V
MFPL0770AH-6R8M	6.8 \pm 20%	11.8	12.8	8.7	9.2	19.6	17.1	100KHz/0.1V

⊕ Electrical Characteristics :

Part No.	Inductance (μH)	Isat (A)		Irms (A)		DCR (m Ω)		Test Frequency
		Max	Typ	Max	Typ	Max	Typ	
MFPL1010AH-1R0M	1 \pm 20%	48	50	38	40	1.2	1.15	100KHz/0.1V
MFPL1010AH-2R2M	2.2 \pm 20%	32	34	30	32	2.8	2.3	100KHz/0.1V
MFPL1010AH-3R3M	3.3 \pm 20%	25	27	23	25	4.1	3.1	100KHz/0.1V
MFPL1010AH-4R7M	4.7 \pm 20%	23.4	25.4	22	24	5.7	4.5	100KHz/0.1V
MFPL1010AH-5R6M	5.6 \pm 20%	21.6	23.6	19.2	21.2	7.2	5.8	100KHz/0.1V
MFPL1010AH-6R8M	6.8 \pm 20%	19.6	21.8	17.5	18.5	8	7.2	100KHz/0.1V
MFPL1010AH-8R2M	8.2 \pm 20%	17.3	18.3	16.1	17.1	12.4	10.1	100KHz/0.1V

⊕ Electrical Characteristics :

Part No.	Inductance (μ H)	Isat (A)		Irms (A)		DCR (m Ω)		Test Frequency
		Max	Typ	Max	Typ	Max	Typ	
MFPL1010AH-100M	10 \pm 20%	16.5	17.5	14.5	15.5	13.8	11.1	100KHz/0.1V
MFPL1010AH-150M	15 \pm 20%	14.5	15.5	12.8	13.8	19.3	15.5	100KHz/0.1V

⊕ Electrical Characteristics :

Part No.	Inductance (μ H)	Isat (A)		Irms (A)		DCR (m Ω)		Test Frequency
		Max	Typ	Max	Typ	Max	Typ	
MFPL1580AH-2R0M	2 \pm 20%	49	52	38	40	2.2	2	100KHz/0.1V
MFPL1580AH-2R2M	2.2 \pm 20%	47	49	35	37	2.5	2.2	100KHz/0.1V
MFPL1580AH-3R0M	3 \pm 20%	39	41	32.5	34.5	3	2.6	100KHz/0.1V
MFPL1580AH-4R2M	4.2 \pm 20%	31	33	25	27	4.7	4.1	100KHz/0.1V
MFPL1580AH-4R7M	4.7 \pm 20%	30	32	24.5	26.5	5.2	4.6	100KHz/0.1V
MFPL1580AH-5R3M	5.3 \pm 20%	29	31	24	26	5.3	4.7	100KHz/0.1V
MFPL1580AH-6R2M	6.2 \pm 20%	29	31	21	23	6.5	5.7	100KHz/0.1V
MFPL1580AH-7R2M	7.2 \pm 20%	27	29	19	21	7.2	6.3	100KHz/0.1V
MFPL1580AH-8R2M	8.2 \pm 20%	23	25	18	19	7.9	6.9	100KHz/0.1V

⊕ Electrical Characteristics :

Part No.	Inductance (μ H)	Isat (A)		Irms (A)		DCR (m Ω)		Test Frequency
		Max	Typ	Max	Typ	Max	Typ	
MFPL1510AH-4R7M	4.7 \pm 20%	37	39	27	29	3.8	3.4	100KHz/0.1V
MFPL1510AH-5R6M	5.6 \pm 20%	35	37	26	28	4.2	3.7	100KHz/0.1V
MFPL1510AH-6R8M	6.8 \pm 20%	34	36	24	26	4.6	4.1	100KHz/0.1V
MFPL1510AH-8R2M	8.2 \pm 20%	28	30	22	24	7.2	6.3	100KHz/0.1V
MFPL1510AH-100M	10 \pm 20%	24.5	26.5	20	22	8.6	7.5	100KHz/0.1V
MFPL1510AH-150M	15 \pm 20%	21	23	17	18	11.5	10.1	100KHz/0.1V
MFPL1510AH-220M	22 \pm 20%	17.7	18.7	13	14	15.8	13.8	100KHz/0.1V
MFPL1510AH-330M	33 \pm 20%	15.7	16.7	11	12	20	17.4	100KHz/0.1V

⊕ Electrical Characteristics :

Part No.	Inductance (μ H)	Isat (A)		Irms (A)		DCR (m Ω)		Test Frequency
		Max	Typ	Max	Typ	Max	Typ	
MFPL1513AH-150M	15 \pm 20%	23.5	25.5	20	22	7.5	6.8	100KHz/0.1V

Note : Specifications which provide more details for the proper and safe use of the described product are available upon request. all specifications are subject to change without notice.

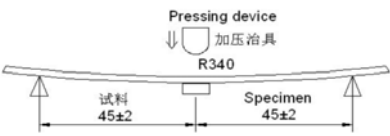
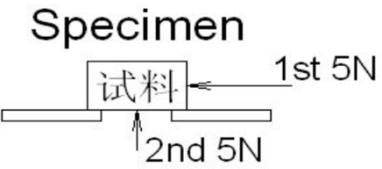
Isat : DC Saturation Current that will cause initial inductance to drop approximately 30% max.

Irms : DC Current that will cause an approximate Δ T of 40 °C

All test data is referenced to 25°C ambient.

Test Instrument : L (WK6500B), RDC(HIOKI RM3542A), Isat & Irms (WK3260B+WK3265B) or equivalent.

⊕ General Characteristics

項目 Item	Conditions	Specification
温度特性 Temperature drift	在温度-40 ~ + 125°C之间测试。 To be measured in the range of -40°C to 125°C.	Inductance temperature coefficient 2000 ppm/°C or less
保存温度范围 Storage Temperature	在包装的状态下。 With taping.	- 40°C ~ + 125°C
使用温度范围 Operating Temperature	包括制品的发热温度。 Including self temperature rise.	- 40°C ~ + 125°C
弯曲测试 Bending test	<p>试件焊接在基板上，按箭头方向以大约0.5mm/秒的速度加压，直到基板变形幅度到3mm 保持30 秒。</p> <p>Apply pressure gradually in the direction of the arrow at a rate of about 0.5mm/s until bent depth reaches 3mm and hold for 30±5s.</p>  <p>基板Board: 40*100mm 厚Thickness: 1.0mm</p>	Change from an initial value L : within±10%
固着强度 Adhesion strength	<p>按箭头方向用R0.5 的加压棒在试件中施加一定的静力并保持60±5秒。</p> <p>A static load using a R0.5 pressing tool shall be applied the arrow and to the body of the specimen in the direction of the arrow and shall be hold for 60±5s. Measure after removing pressure.</p> 	Change from an initial value L : within±10%

耐振性 Vibration	<p>振动频率10 ~ 55 ~ 10Hz, 振幅1.5mm, 分X,Y,Z 方向各振动1 小时 (共3 小时) 。</p> <p>The specimen shall be subjected to a vibration of 1.5mm amplitude, sweep frequency 10~55Hz (10Hz to 55Hz to 10Hz in a period of one minute) for 1 h in each of 3(X,Y,Z) axes.</p>	Change from an initial value L : within±10%
耐冲击性 Mechanical shock	<p>利用橡胶块式落下冲击试验机，分别在3 个互相垂直的方向以981m/S² 的冲击加速度落下。</p> <p>Peak acceleration: 981 m/S² Duration of pulse: 6ms 3 times in each of 3(X,Y,Z)axes. The specimen must be fixed on test board. Three successive shock shall be applied in the perpendicular direction of each surface of the specimen.</p>	Change from an initial value L : within±10%
自然落下试验 Free fall test	<p>试件安装在基板上，并固定在重500 克的盒中，由1 米高自由落体，3 个互相垂直的方向各3 次。</p> <p>The specimen must be fixed on test board. It must be equipped with instruments of which weight is 500g. Then it shall be fallen freely from 1m height to rigid wood 3 times in each of three axes.</p>	Change from an initial value L : within±10%
焊锡附着性 Solder ability	<p>试验品的电极深布松香后，在5 ~ 10 秒内焊锡，焊锡槽温度245±5℃，时间：3±0.5 秒。</p> <p>Terminals shall be immersed for 5 to 10 seconds in flux at room temperature. Dip sample into solder bath containing molten solder at 245±5°C for 3±0.5 seconds.</p>	90%以上的面积要被覆盖。 New solder shall cover 90% minimum of the surface immersed.
耐电压 Dielectric strength	<p>在电极与磁材之间加入直流电压100V 通电时间1 分钟。</p> <p>100V DC shall be applied for 60s between the terminal and the core.</p>	没有损害。 Without damage.

<p>焊锡耐热性 Resistance to soldering heat</p>	<p>试验方法Test method 热风炉焊接Reflow soldering method 预热Preheat 150~180°C 90±30s 峰值温度Peak temp 250(+ 5,-0)°C (230°Cmin , 30 ±10s) 试验板的厚度0.8mm 上按上面条件通过两次热风炉。</p> <p>The specimen shall be subjected to the reflow process under the above condition 2 times.Test board shall be 0.8mm thick. Base material shall be glass epoxy resin.</p> <p>测定Measurement 常温常湿中放置于1 小时以上测试。 The specimen shall be stored at standard atmospheric conditions for 1 h in prior to the measurement.</p>	<p>Change from an initial value L : within±10%</p>
<p>绝缘抵抗 Insulation resistance</p>	<p>在电极与磁材之间加入直流电压100V。</p> <p>100V DC shall be applied between the terminal and the core.</p>	<p>100mΩ 以上 100mΩ or more.</p>
<p>耐寒性 Low temperature</p>	<p>在温度-40±3°C中放置500±12 小时后，常温常湿中放置1 小时以上2 小时以内测试。</p> <p>The specimen shall be stored at a temperature of -40±3°C for 500 ±12h. Then it shall be stabilized under standard atmospheric conditions for 1 h before measurement Measurement shall be made within 1h.</p>	<p>Change from an initial value L : within±10%</p>
<p>耐热性 Dry heat</p>	<p>在温度125±2°C中放置500±12 小时后，常温常湿中放置1 小时以上2 小时以内测试。</p> <p>The specimen shall be stored at a temperature of 125 ± 2°C for 500± 12h. Then it shall be stabilized under standard atmospheric conditions for 1 h before measurement. Measurement shall be made within 1h.</p>	<p>Change from an initial value L : within±10%</p>

耐湿性 Dump heat	<p>在温度$60\pm 2^{\circ}\text{C}$，湿度90~95%中放置500 ± 12小时后，常温常湿中放置1小时以上2小时以内测试。</p> <p>The specimen shall be stored at a temperature of $60\pm 2^{\circ}\text{C}$ with relative humidity of 90 ~ 95% for $500 \pm 2\text{h}$. Then it shall be stabilized under standard atmospheric conditions for 1 h before measurement. Measurement shall be made within 1h.</p>	Change from an initial value L : within $\pm 10\%$
温度循环 Temperature cycle	<p>以温度-40°C中放置30分钟，在125°C放置30分钟，中间转换时间不超过2分钟为一个循环。完成500个循环后，常温常湿中放置1小时以上2小时以内测试。</p> <p>The specimen shall be subjected to 500 continuous cycles of temperature change of -40°C for 30 min and 125°C for 30 min with the transit period of 2min or less. Then it shall be stabilized under standard atmospheric conditions for 1 h before measurement. Measurement shall be made within 1h.</p>	Change from an initial value L : within $\pm 10\%$

标准状态 Standard atmospheric conditions

Unless otherwise specified, the standard range of atmospheric conditions in making measurements and test as follows;

Ambient temperature : 5°C to 35°C , Relative humidity: 45% to 85%, Air pressure: 86kPa to 106kPa

If more strict measurement is required, measurement shall be made within following limits;

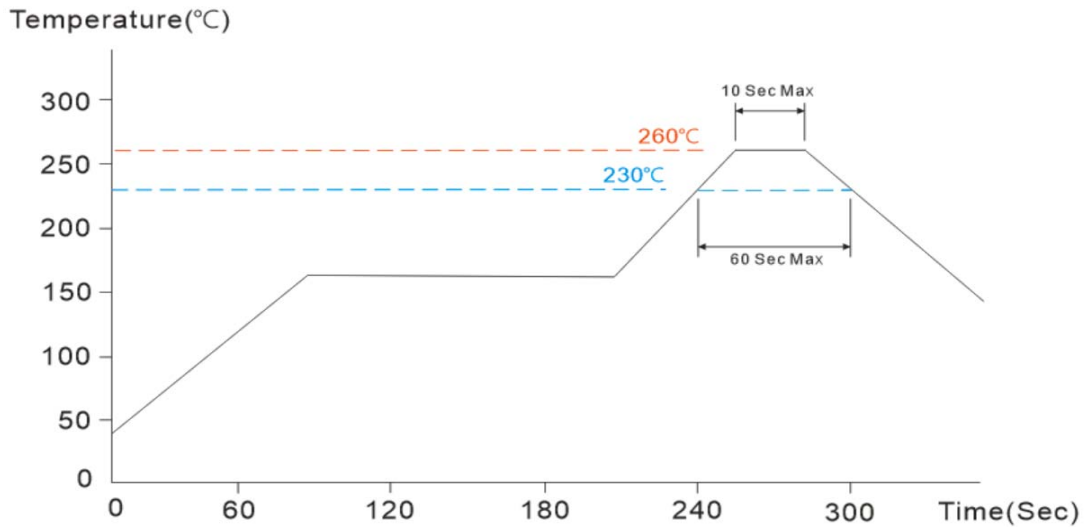
Ambient temperature : $20\pm 2^{\circ}\text{C}$, Relative humidity: $65\pm 5\%$, Air pressure: 86kPa to 106kPa

禁用物质 Prohibited Substances

我公司保证我司的产品和生产过程符合“RoHS 规则”，所有产品中使用的材料均是化学物质生产规则中登记的材料。

We confirm that our products and our production process accord with "rule of RoHS". All materials used in this product are registered material under the law concerning the examination and Regulation of Manufacture of Chemical Substances.

⊕ Reflow Soldering Heat Endurance

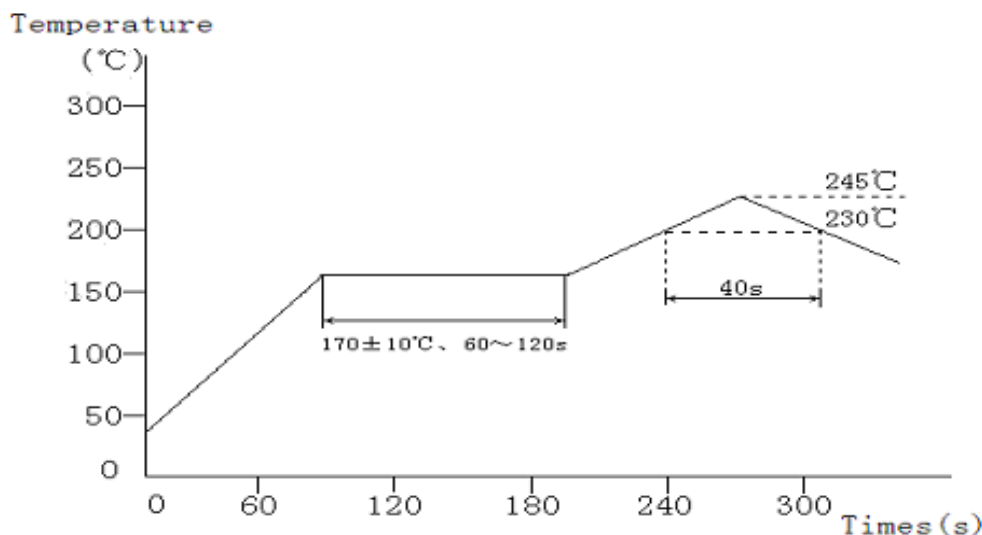


No mechanical and electrical defects are found after testing based on the above profile and keeping under the conditions of room temperature and humidity for 2 hours.

Twice reflow test is acceptable with the test interval remaining 1 hour under the normal conditions.

The reflow test profile may vary with the testing instruments.

⊕ Recommended Reflow Conditions

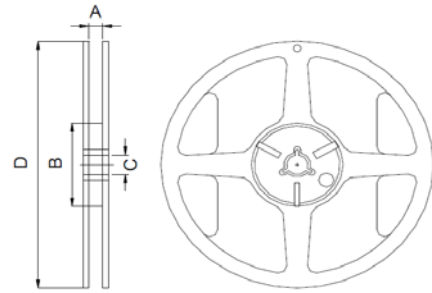
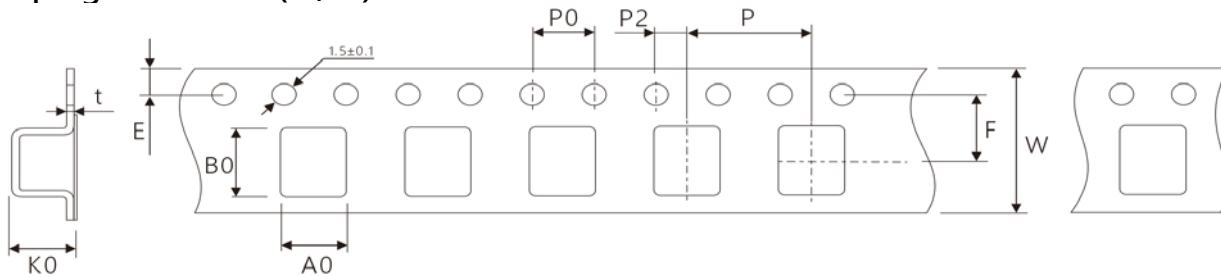


The recommended reflow profile is based on the testing instruments used. Solder ability will depend on the testing equipments, reflow conditions, testing method, etc. So it is necessary to make a confirmation of them when the reflow conditions are set up.

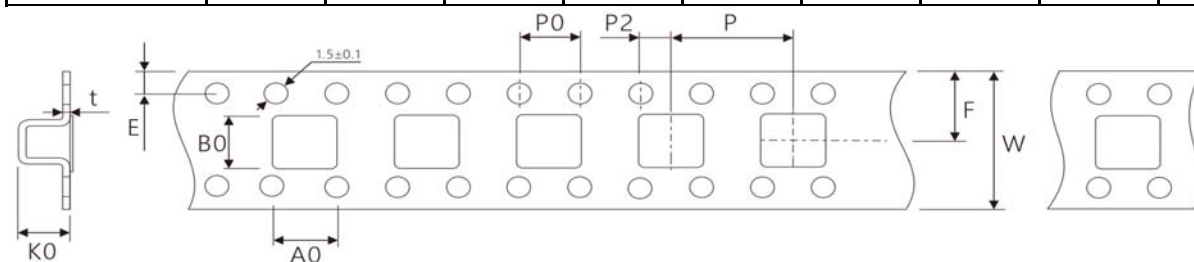
However halogen lamp shall be used, side heat will be beyond range of resistance heat, so we can't recommend it.

⊕Reel Dimension(m/m)

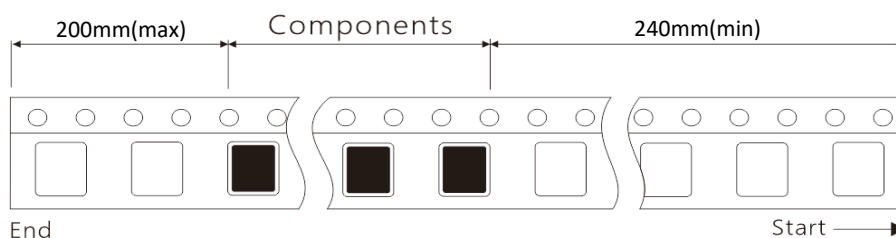
Item	A	B	C	D
MFPL04XX	12.4±1	100±1	13±1	330±1
MFPL05XX	16.4±1	100±1	13±1	330±1
MFPL06XX	16.4±1	100±1	13±1	330±1
MFPL07XX	16.4±1	100±1	13±1	330±1
MFPL10XX	24.4±1	100±1	13±1	330±1
MFPL15XX	32.5±1	100±1	13±1 <td 330±1	

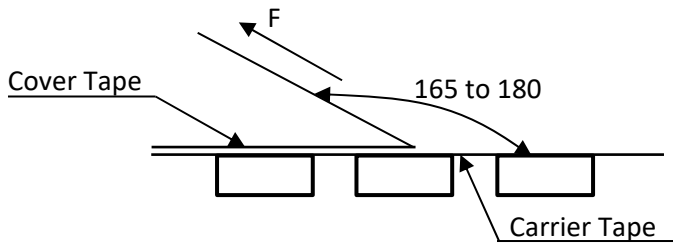

⊕Taping Dimension(m/m)


Item	W	Ao	Bo	Ko	E	F	P	P0	P2	t
MFPL0420AH	12±0.3	4.4±0.1	4.4±0.1	2.3±0.1	1.75±0.1	5.5±0.1	8±0.1	4±0.1	2±0.1	0.3±0.05
MFPL0430AH	12±0.3	4.4±0.1	4.4±0.1	3.3±0.1	1.75±0.1	5.5±0.1	8±0.1	4±0.1	2±0.1	0.3±0.05
MFPL0520AH	16±0.3	6.0±0.1	5.7±0.1	2.3±0.1	1.75±0.1	7.5±0.1	8±0.1	4±0.1	2±0.1	0.3±0.05
MFPL0530AH	16±0.3	6.0±0.1	5.7±0.1	3.3±0.1	1.75±0.1	7.5±0.1	8±0.1	4±0.1	2±0.1	0.3±0.05
MFPL0550AH	16±0.3	6.0±0.1	5.7±0.1	5.3±0.1	1.75±0.1	7.5±0.1	8±0.1	4±0.1	2±0.1	0.3±0.05
MFPL0630AH	16±0.3	7.0±0.1	6.8±0.1	3.3±0.1	1.75±0.1	7.5±0.1	12±0.1	4±0.1	2±0.1	0.35±0.05
MFPL0650AH	16±0.3	7.0±0.1	6.8±0.1	5.3±0.1	1.75±0.1	7.5±0.1	12±0.1	4±0.1	2±0.1	0.35±0.05
MFPL0660AH	16±0.3	7.0±0.1	6.8±0.1	6.3±0.1	1.75±0.1	7.5±0.1	12±0.1	4±0.1	2±0.1	0.35±0.05
MFPL0730AH	16±0.3	8.2±0.1	8.0±0.1	3.3±0.1	1.75±0.1	7.5±0.1	12±0.1	4±0.1	2±0.1	0.35±0.05
MFPL0770AH	16±0.3	8.2±0.1	8.0±0.1	7.3±0.1	1.75±0.1	7.5±0.1	12±0.1	4±0.1	2±0.1	0.35±0.05
MFPL1010AH	24±0.3	12.4±0.1	11.5±0.1	10.3±0.1	1.75±0.1	11.5±0.1	16±0.1	4±0.1	2±0.1	0.4±0.05

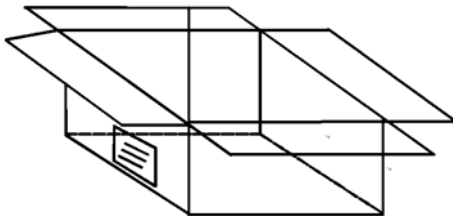


Item	W	Ao	Bo	Ko	E	F	P	P0	P2	t
MFPL1580AH	32±0.3	17.0±0.1	16.0±0.1	8.5±0.1	1.75±0.1	7.5±0.1	24±0.1	4±0.1	2±0.1	0.4±0.05
MFPL1510AH	32±0.3	17.0±0.1	16.0±0.1	10.5±0.1	1.75±0.1	7.5±0.1	24±0.1	4±0.1	2±0.1	0.4±0.05
MFPL1513AH	32±0.3	17.0±0.1	16.0±0.1	13.5±0.1	1.75±0.1	7.5±0.1	24±0.1	4±0.1	2±0.1	0.4±0.05

⊕Taping method


⊕ Taping Off Force


in the arrow direction under the following conditio			
Room Temp	Room Humidity	Room atrn	Teaming Speed
(°C)	(%)	(hPa)	(mm/min)
5~35	45~85	860~1060	300

⊕ Packaging Carton


Item	Reel Packing	Inner Box Packing	Carton Packing
MFPL0420AH	3,000 PCS / Reel	6,000 PCS / Box	30,000 PCS / Box
MFPL0430AH	2,000 PCS / Reel	4,000 PCS / Box	20,000 PCS / Box
MFPL0520AH	3,000 PCS / Reel	3,000 PCS / Box	15,000 PCS / Box
MFPL0530AH	2,000 PCS / Reel	2,000 PCS / Box	10,000 PCS / Box
MFPL0550AH	1,500 PCS / Reel	1,500 PCS / Box	7,500 PCS / Box
MFPL0630AH	1,000 PCS / Reel	1,000 PCS / Box	5,000 PCS / Box
MFPL0650AH	1,000 PCS / Reel	1,000 PCS / Box	5,000 PCS / Box
MFPL0660AH	750 PCS / Reel	750 PCS / Box	3,750 PCS / Box
MFPL0730AH	1,500 PCS / Reel	1,500 PCS / Box	7,500 PCS / Box
MFPL0770AH	700 PCS / Reel	700 PCS / Box	3,500 PCS / Box
MFPL1010AH	300 PCS / Reel	300 PCS / Box	1,500 PCS / Box
MFPL1580AH	200 PCS / Reel	200 PCS / Box	1,000 PCS / Box
MFPL1510AH	150 PCS / Reel	150 PCS / Box	750 PCS / Box
MFPL1513AH	100 PCS / Reel	100 PCS / Box	500 PCS / Box